

COMPETITION JURY

TECHNICAL DELEGATE	NUTZ Werner	(AUT)
CHIEF OF RACE	FELDMAN Anna	(POL)
REFEREE	MAZUREK Krzysztof	(POL)
ASSISTANT REFEREE	KARPIEL Andrzej	(POL)

WEATHER






























AIR TEMPERATURE 0,0 °C




COURSESETTER	ORŁOWSKI Marcin
FORERUNNERS	- A - RZEPRCKI Filip
COURSE	JAWORZYNA 2
START	1060 m
FINISH	710 m
DROP	350 m
LENGTH	1275 m
HOMOLOGATION	15160/11/23
GATES	27
DIRECTIONS	25
STARTING TIME	09:20

LIST n°1825 APPLIED PENALTY: 99,91
Number of competitors: 34, Number of NSA: 3

CALCULATED PENALTY: 99,91

F = 1190

Rank	Bib	Code	Name	Year	Nation	Time	Gap	Points
1	31	430854	SANETRA Bartłomiej	2002		56.84		0,00
2	28	430778	BEBENEK Szymon	1998		57.01	0.17	3,56
3	21	701061	BARNAS Andrej	2006		57.26	0.42	8,79
4	23	430910	SARZYNSKI Stanislaw	2006		57.48	0.64	13,40
5	27	430899	KACZMAREK Igor	2005		57.56	0.72	15,07
6	46	430939	ZAWADA Karol	2007		57.96	1.12	23,45
7	33	430941	ROJEK Szymon	2007		58.06	1.22	25,54
8	25	701067	PALIC Daniel	2006		58.16	1.32	27,64
9	54	430937	ZIOLKOWSKI Kazimierz	2007		58.33	1.49	31,19
10	30	430900	BALAS Pawel	2005		58.35	1.51	31,61
11	29	430882	KIERKOWSKI Juliusz	2004		58.81	1.97	41,24
12	24	550138	VALINKS Karlis	2006		58.85	2.01	42,08
13	47	701090	CIGLAN Erik	2008		59.11	2.27	47,52
14	26	430812	LUKASZYK Bruno	2000		59.16	2.32	48,57
15	22	701077	TATARKO Michal	2007		59.18	2.34	48,99
16	37	430911	KORALEWSKI Kamil	2006		59.54	2.70	56,53
17	36	430978	SOWIZRAL Konrad	2008		59.62	2.78	58,20
18	51	430961	DUBELSKI Jan	2008		59.76	2.92	61,13
19	44	430912	KOZBIAL Piotr	2006		1:00.06	3.22	67,41
20	42	430960	STANIEK Maciej	2008		1:00.12	3.28	68,67
21	45	430968	NOWOSAD Filip	2008		1:00.33	3.49	73,07
22	50	430980	SWIGUT Leon	2008		1:00.54	3.70	77,46
23	39	430949	AKSAMIT Jan	2007		1:00.69	3.85	80,60
24	32	430953	STASIK Andrzej	2007		1:00.82	3.98	83,33
25	38	430969	KAWIORSKI Maksymilian	2008		1:00.84	4.00	83,74
26	40	430970	WALICKI Hubert	2008		1:00.88	4.04	84,58
27	53	430938	ZIEBA Kacper	2007		1:01.41	4.57	95,68
28	41	430977	SZCZESNY Hubert	2008		1:01.64	4.80	100,49
29	52	430964	CZECZOT Franciszek	2008		1:02.52	5.68	118,92
30	49	430973	STRACZEK Maciej	2008		1:02.87	6.03	126,24
31	48	430946	FORNALIK Jakub	2006		1:03.59	6.75	141,32

Rank	Bib	Code	Name	Year	Nation	Time	Gap	Points
32	35	430945	WASIK Jakub	2007		1:03.70	6.86	143,62
33	43	430981	RAPP-MINAKOWSKI Franciszek	2007		1:07.84	11.00	230,30
34	34	430930	CZUDEJ Konrad	2006		1:10.19	13.35	279,50

RECAP

Records:	34
Did Not Start:	0
Not Permitted to Start:	0
Did Not Finish:	0
Disqualified:	0
Did Not Qualify for 2nd RUN:	