

COMPETITION JURY

TECHNICAL DELEGATE PALOVICOVA Jana (SVK)
 CHIEF OF RACE GAJEWSKI Wojciech (POL)
 REFEREE MAZUREK Krzysztof (POL)

WEATHER

AIR TEMPERATURE 0,0 °C

Run 1

COURSESETTER DUTKA Kacper (POL)
 FORERUNNERS
 COURSE PALENICA 1
 START 713 m
 FINISH 463 m
 DROP 250 m
 LENGTH 815 m
 HOMOLOGATION 12843/10/18
 GATES 34
 DIRECTIONS 31
 STARTING TIME 09:50


Run 2

MAZGUT Rastislav (SVK)
 PALENICA 1
 713 m
 463 m
 250 m
 815 m
 12843/10/18
 34
 31
 11:50

LIST n°1625 APPLIED PENALTY: 65,03 CALCULATED PENALTY: 65,03
 Number of competitors: 42, Number of NSA: 6

F = 1010

Rank	Bib	Code	Name	Year	Nation	Run 1 (Rank)	Run 2 (Rank)	Time	Gap	Points
1	30	151567	MORAVEK Pavel	2007	CZE	49.78 (1)	50.91 (1)	1:40.69		0,00
2	21	430939	ZAWADA Karol	2007	POL	50.03 (3)	51.25 (5)	1:41.28	0.59	5,92
3	23	701062	KUBIK Adrian	2006	SVK	50.39 (5)	50.97 (2)	1:41.36	0.67	6,72
4	34	701042	FERJANCEK Martin	2005	SVK	50.17 (4)	51.31 (7)	1:41.48	0.79	7,92
5	29	430941	ROJEK Szymon	2007	POL	49.87 (2)	51.64 (9)	1:41.51	0.82	8,23
6	24	701091	TABACKO Oliver	2008	SVK	50.59 (8)	51.14 (4)	1:41.73	1.04	10,43
7	33	430912	KOZBIAL Piotr	2006	POL	50.53 (7)	51.29 (6)	1:41.82	1.13	11,33
8	27	430911	KORALEWSKI Kamil	2006	POL	51.02 (9)	51.03 (3)	1:42.05	1.36	13,64
9	26	701075	STRKOLEC Jozef	2007	SVK	50.47 (6)	51.94 (11)	1:42.41	1.72	17,25
10	32	6532880	FOSSLAND Warner	2001	USA	51.26 (11)	51.49 (8)	1:42.75	2.06	20,66
11	31	203156	UNGER David	2003	GER	51.27 (12)	51.81 (10)	1:43.08	2.39	23,97
12	25	701066	DANIS Miroslav	2006	SVK	51.07 (10)	52.14 (12)	1:43.21	2.52	25,28
13	38	151617	THER Ondrej	2008	CZE	51.67 (14)	52.76 (14)	1:44.43	3.74	37,52
14	56	430964	CZECZOT Franciszek	2008	POL	52.18 (15)	52.78 (15)	1:44.96	4.27	42,83
15	37	430938	ZIEBA Kacper	2007	POL	52.24 (16)	53.01 (18)	1:45.25	4.56	45,74
16	42	430949	AKSAMIT Jan	2007	POL	52.92 (17)	52.82 (16)	1:45.74	5.05	50,66
17	61	430960	STANIEK Maciej	2008	POL	53.42 (26)	52.65 (13)	1:46.07	5.38	53,97
18	45	701094	SLOVENAK Viktor	2008	SVK	53.42 (26)	52.97 (17)	1:46.39	5.70	57,18
19	46	430968	NOWOSAD Filip	2008	POL	53.24 (22)	53.38 (19)	1:46.62	5.93	59,48
20	47	430973	STRACZEK Maciej	2008	POL	53.06 (18)	53.94 (20)	1:47.00	6.31	63,29
21	51	430945	WASIK Jakub	2007	POL	53.26 (23)	53.95 (21)	1:47.21	6.52	65,40
22	40	430878	SCHIELE Maciej	2004	POL	53.13 (20)	54.10 (24)	1:47.23	6.54	65,60
23	44	430944	HAMERLAK Antoni	2007	POL	53.34 (25)	54.07 (22)	1:47.41	6.72	67,41
24	49	430977	SZCZESNY Hubert	2008	POL	53.30 (24)	54.31 (25)	1:47.61	6.92	69,41
25	22	690807	PATSAHAN Oleksandr	2006	UKR	53.16 (21)	54.58 (26)	1:47.74	7.05	70,72
26	60	430980	SWIGUT Leon	2008	POL	54.00 (28)	54.08 (23)	1:48.08	7.39	74,13
27	43	151594	HEMELIK Vojta	2007	CZE	54.52 (29)	55.36 (28)	1:49.88	9.19	92,18
28	48	701078	GALFY Alexander	2007	SVK	54.72 (30)	55.34 (27)	1:50.06	9.37	93,99
29	54	430946	FORNALIK Jakub	2006	POL	55.00 (31)	55.48 (29)	1:50.48	9.79	98,20
30	59	701098	GEDEON Noel	2008	SVK	55.27 (32)	56.61 (30)	1:51.88	11.19	112,24
31	53	430928	REITER Mikolaj	2001	POL	56.10 (33)	57.22 (31)	1:53.32	12.63	126,69
32	58	430965	MACUDA Andrzej	2008	POL	56.20 (34)	57.99 (32)	1:54.19	13.50	135,42
33	62	430963	KALINA Maksymilian	2008	POL	57.28 (36)	58.34 (33)	1:55.62	14.93	149,76





Rank	Bib	Code	Name	Year	Nation	Run 1 (Rank)	Run 2 (Rank)	Time	Gap	Points
34	52	430983	WALICHNOWSKI Michal	2008		58.54 (37)	58.46 (34)	1:57.00	16.31	163,60

Not classified




Did Not Start - Run 1 (1)

50	430956	WAWAK Jan	1998	
----	--------	-----------	------	---

Did Not Finish - Run 1 (4)

28	701077	TATARKO Michal	2007	
36	701099	SIRILLA Ladislav	2008	
41	701100	REGRUT Marko	2008	
57	430972	WYGODA Igor	2008	

Did Not Finish - Run 2 (3)

35	430900	BALAS Pawel	2005		51.35
39	701038	TYBOR Timotej	2004		53.07
55	430920	SZCZEPANSKI Jan	2006		56.97

(DNS: Did Not Start, DNF: Did Not Finish, DSQ: Disqualified, NPS: Not Permitted to Start)

Technical Delegate